

ROCKY MOUNTAIN SOUNDS

# SUPERNOVA

OMNISPHERE 2 EXPANSION

JOHN LOUIS KLUCK





# rms

ROCKY MOUNTAIN SOUNDS

**THANK YOU!**

We are thankful for your support in our patch designs and hope it will inspire your next sonic creation!

Jason Schoepfer and John Louis Kluck

# Omnisphere 2 Installation



To install Supernova for Omnisphere 2, first open up Omnisphere 2 (the standalone version is ideal as it removes any possible issues a DAW or host may add). \*Screenshots show Polar Ice X (also available from RMS!)

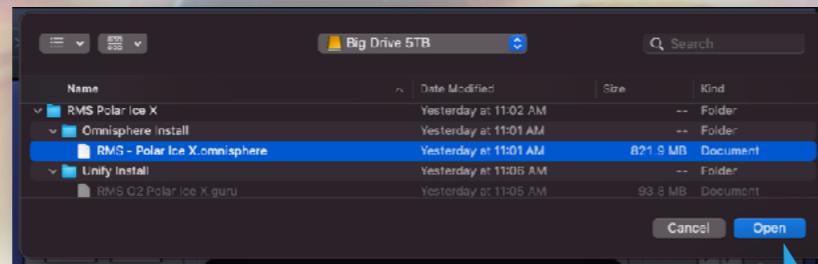
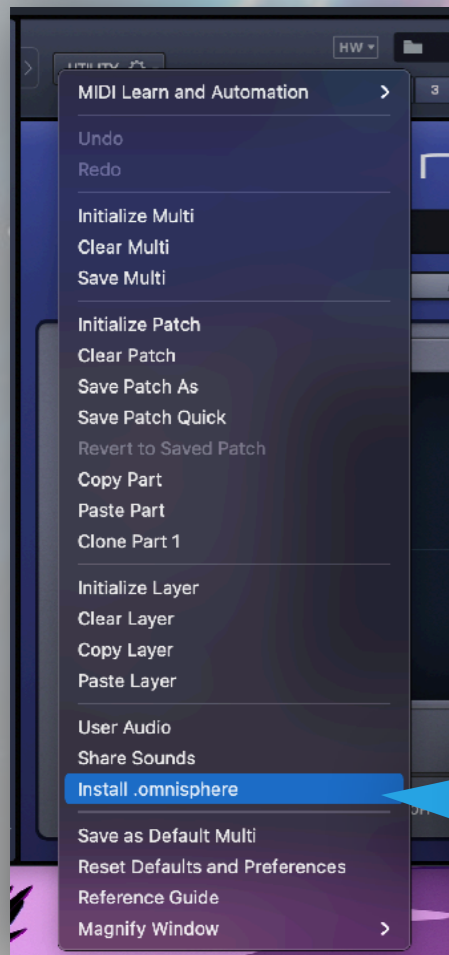
A. Select the **“UTILITY”** button on the interface as shown

B. Scroll down and select **“Install .omnisphere”**

C. Navigate to the unzipped download folder, select the Omnisphere Install folder, then select either **“RMS - Supernova.omnisphere”** and click **“Open”**

D. Read the advisory notice and click **“Continue”**

E. This is the final step. The dialogue box will tell you the total number of multis, patches, and custom sound sources that will be installed. This is your last chance to stop installation. Clicking **“OK”** will install all the contents. After a short period of time, you will be able to start exploring your new sounds for Omnisphere 2!



With the latest versions of Omnisphere, a new feature is the ability to simply drag and drop a .omnisphere file directly onto an open instance of Omnisphere. This will install the library instantly.

### ARP + BPM (4)

ARP - Lightshade  
ARP - March of the Sun Goddess  
ARP - Nova Prime  
ARP - Solar Powered

### Guitars (3)

GTR - Guitar Memory  
GTR - Stellar Guitar  
GTR - Wolf Moon

### Keyboards (28)

KEYS - After the Fire Burns Out  
KEYS - Analog Light  
KEYS - Android Lover  
KEYS - Burn Out  
KEYS - Children of the Sun  
KEYS - Cyber Pluck  
KEYS - Dark Sea  
KEYS - Feel the Warmth  
KEYS - Lightfall  
KEYS - Octave Piano  
KEYS - Persing's Soundtrack  
KEYS - Radioactive Decay  
KEYS - Red Giant  
KEYS - Requiem for a Star  
KEYS - Runaway Fusion  
KEYS - Safety Zone  
KEYS - Shade  
KEYS - Shimmering Stars  
KEYS - Shooting Stars  
KEYS - Solar Winds  
KEYS - Solitary Sun  
KEYS - Space Chatter  
KEYS - Sun Drops  
KEYS - Sun Probe  
KEYS - Time Traveler

KEYS - Tycho's Supernova  
KEYS - Vangelic  
KEYS - Zero Hour

### Pads + Strings (45)

PAD - Above It All  
PAD - Aftermath  
PAD - Analog Waves  
PAD - Anguish  
PAD - Back to the Beginning  
PAD - Beginnings & Endings  
PAD - Blue Shift  
PAD - Brightside  
PAD - Candle Power  
PAD - Cloud Collapse  
PAD - Core Collapse  
PAD - Daedalus Warned U  
PAD - Dead and Gone Star  
PAD - Drone Star  
PAD - First Light  
PAD - Gravitational Collapse  
PAD - Kepler's Supernova  
PAD - Kissed By the Sun  
PAD - Landing Pad  
PAD - Last Light Fades  
PAD - Last Light Into Darkness  
PAD - Lost to Eternity  
PAD - Neutrinos  
PAD - Odyssey  
PAD - Of the Deep  
PAD - Parker's Solar Wind  
PAD - Planetary Rings  
PAD - Post Detonation  
PAD - Quiet Star  
PAD - Radioactive Zone  
PAD - Serene World  
PAD - Sol One  
PAD - Solar Flares  
PAD - Space Age  
PAD - Spectra  
PAD - Spectrum  
PAD - Starstruck  
PAD - String Theory  
PAD - Sun Sets  
PAD - The Ripper  
PAD - The Void  
PAD - Time Stretch  
PAD - Tree of Life  
PAD - Ultra Bright  
PAD - Wavelength

### Synth Bass (5)


BASS - Binary Bass  
BASS - Cataclysm  
BASS - Deep Fake  
BASS - Solar Bass  
BASS - Starbass Three

### Synth Mono (5)

LEAD - Alto Nova  
LEAD - Chromia  
LEAD - Plutonians  
LEAD - Protoplastic  
LEAD - Soft Sunsets

### Textures Playable (10)

TEX - Blast Zone  
TEX - Carbon Copy  
TEX - Dark Nights  
TEX - Eye of Osiris  
TEX - Gamma Radiation  
TEX - Orbital Shift  
TEX - Sun Demon  
TEX - Sundrops  
TEX - Supernova  
TEX - Titan Alert



# Unify Enhanced

Unify is a revolutionary new type of instrument that lets you layer, play, and combine AU, VST, or VST3 plug-ins to create new, inspiring, and outrageously creative sounds. Not only can you load your own plug-ins, but Unify also ships with its own built-in library of virtual instruments and audio effects, making it immediately ready to use right "out of the box".

Latest Unify manual - <https://pluginguru.net/unify/manual/>

This collection includes a special .guru file located in the Unify Install folder of your download. The following visuals show Polar Ice X (available at RMS) but apply to Ancestry.

To install, **FIRST make sure you have properly installed the .omnisphere master collection** - if you do not do this you will get errors with missing sound sources. Once installed, open up Unify (screen shot



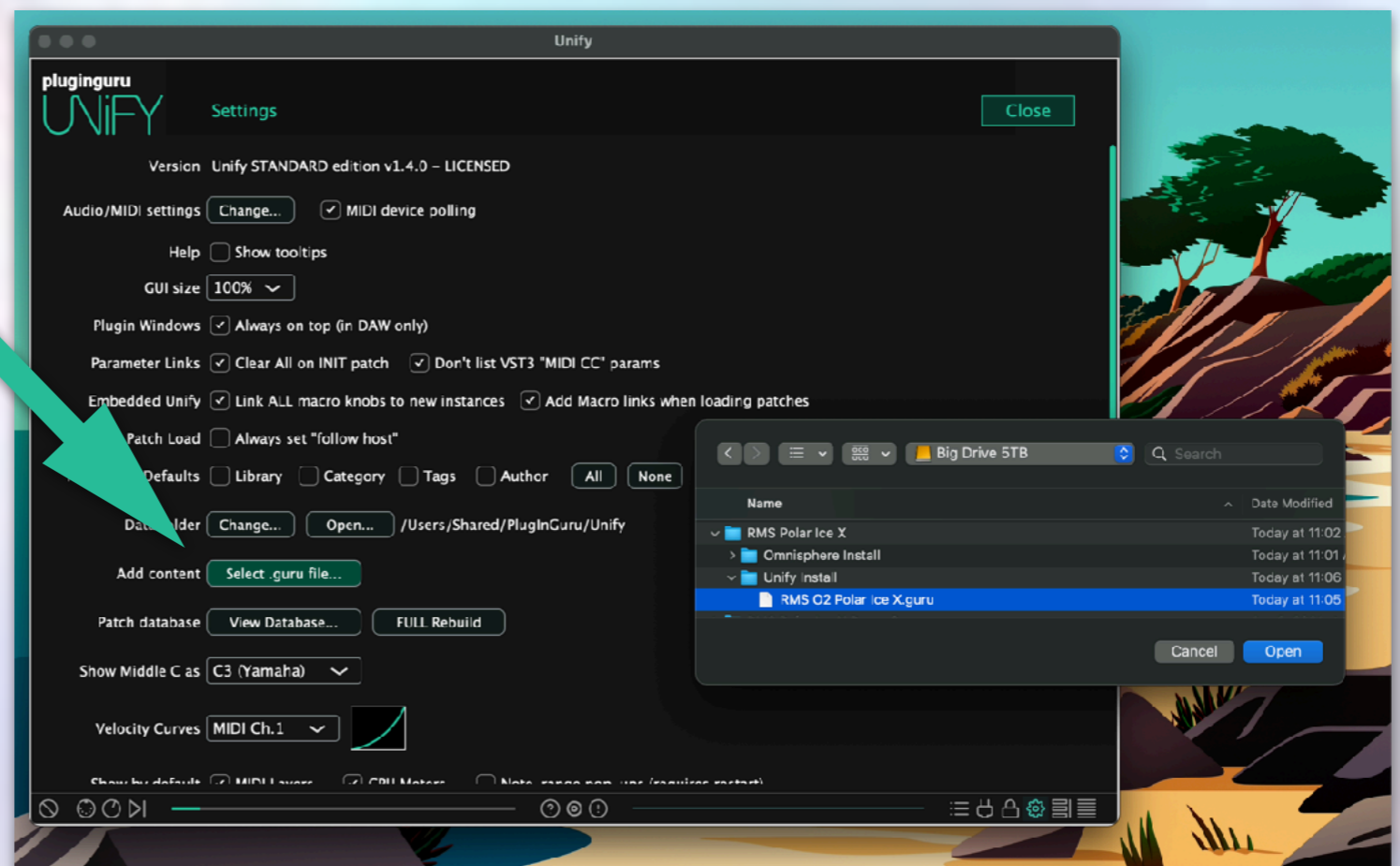
shows standalone version). Click on the gear icon to open up the setup menu

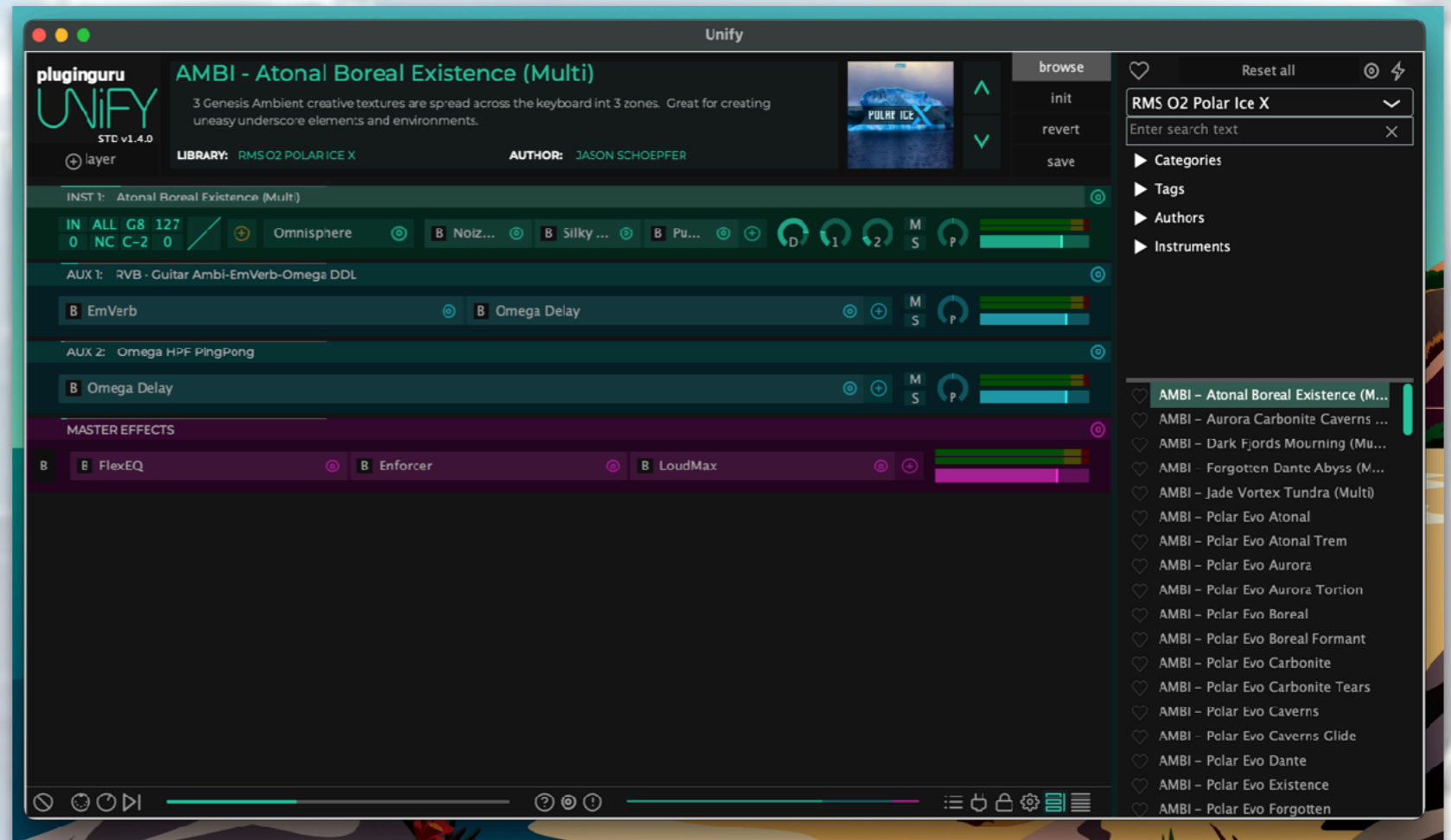
Click on the green "Select .guru file..."

Navigate to the Unify Install folder and select **RMS O2 Supernova.guru**

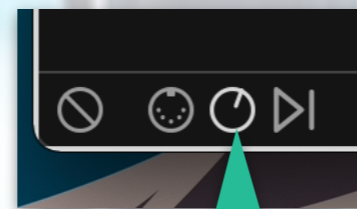
Follow on-screen instructions.

You have now installed the Unified version of your collection and can now easily enjoy every patch found in the standalone Omnisphere version plus additional bonus ARP versions which are very inspiring.

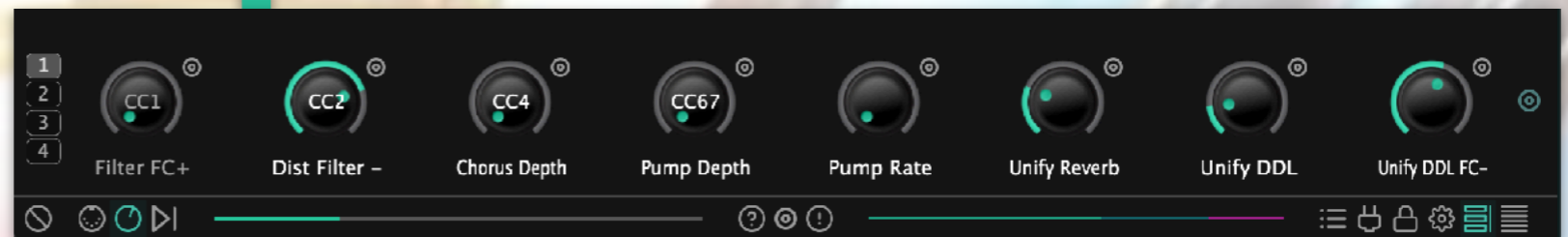




Each sound is mapped to the modwheel. If you click on the Omnisphere instrument box- this will open up Omnisphere.



Clicking on the macro knob icon will open up the macro knob panel - where each patch is mapped to creative FX like distortion, chorus, Pump House, reverb and delay. Explore these knobs as they can transform each sound in new and exciting ways (my personal favourite is Pump House - turn up the Pump Depth knob and enjoy!)



Easily combine patches together by SHIFT-CLICKING on new patches to insert the full Unify patch. It is an endless sonic exploration waiting for you dive in! ENJOY!





John Louis Kluck embarked on his musical journey in the 5th grade, honking away on a trumpet in Central Wisconsin. But after a brief stint of off-key notes, he switched to drums and percussion, and never looked back. It wasn't until high school that John discovered an electric organ hiding in the back of a practice room and his passion for keyboard playing truly ignited.

Fast forward one year after graduation, John was armed with a new Casio CZ-101 synthesizer, a Tascam cassette 4 track recorder, and a Yamaha RX-5 drum machine, ready to create his own original tracks.

As the 90s rolled on, John upgraded to a Roland JW-50 music workstation, which he used for close to 25 years, but eventually the spark for writing music on it faded.

But the pandemic came, and with it a renewed interest in music for John. Investing in a new midi controller, combined with free software, John dove headfirst into composing and producing ambient, new age, and fusion music. In just 2 years time, he has produced over 90 full-length releases. And his journey in sound design continued with the addition of Spectrasonics Omnisphere 2, where John began to design his own unique sound bank.



## LICENSE AGREEMENT:

- I. ALL LICENSES ARE SINGLE-USER LICENSES.
- II. THE CONTENTS OF THIS SOUNDSET IS LICENSED AND NOT SOLD TO YOU.
- III. OWNERSHIP REMAINS WITH ROCKY MOUNTAIN SOUNDS.
- IV. ALL RIGHTS OF THE PRODUCER AND THE OWNER OF THE WORK ARE RESERVED.
- V. UNAUTHORISED DUPLICATION OF ANY DOWNLOAD IS A VIOLATION OF APPLICABLE LAWS.
- VI. YOU MAY NOT DISTRIBUTE, SHARE, SUBLICENSE, LEND, LEASE OR OTHERWISE MAKE THE SOUNDSET CONTENT AVAILABLE TO ANY THIRD PARTY.
- VII. YOU MAY USE THE CONTENT OF THIS SOUNDSET IN YOUR OWN COMMERCIAL AND NON-COMMERCIAL PRODUCTIONS.
- VIII. THE INCLUDED SOUNDSOURCES CANNOT BE USED TO CREATE NEW COMMERCIAL PRESET RELEASES.
- IX. INSTALLING THESE PRODUCTS CONSTITUTES AN AGREEMENT TO THE TERMS



rms

ROCKYMOUNTAINSOUNDS  
[www.rockymountainsounds.com](http://www.rockymountainsounds.com)