

ROCKY MOUNTAIN SOUNDS

# ATMOSPHERIA

OMNISPHERE 2 EXPANSION

JOHN LOUIS KLUCK



# rms

ROCKY MOUNTAIN SOUNDS

**THANK YOU!**

We are thankful for your support in our patch designs and hope it will inspire your next sonic creation!

Jason Schoepfer and John Louis Kluck

# Omnisphere 2 Installation

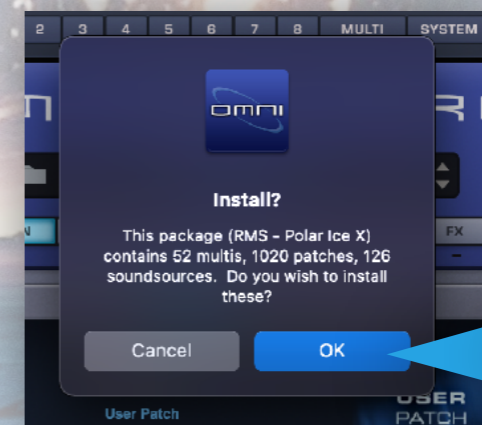
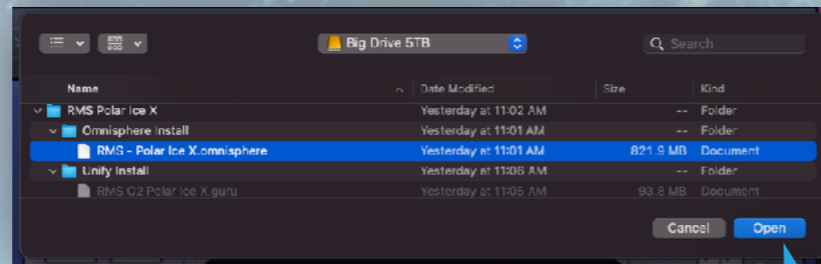
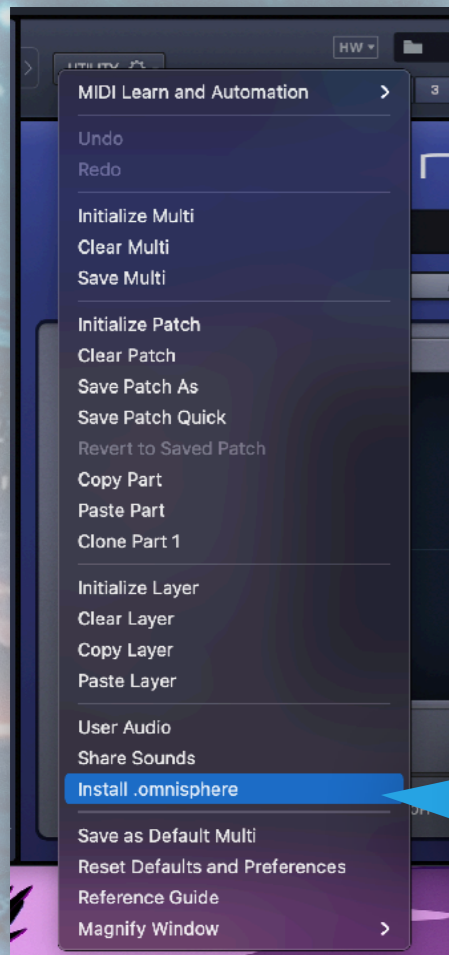


To install Atmospheria for Omnisphere 2, first open up Omnisphere 2 (the standalone version is ideal as it removes any possible issues a DAW or host may add). \*Screenshots show Polar Ice X (also available from RMS!)

- A. Select the **“UTILITY”** button on the interface as shown
- B. Scroll down and select **“Install .omnisphere”**
- C. Navigate to the unzipped download folder, select the Omnisphere Install folder, then select either **“RMS - Atmospheria.omnisphere”** and click **“Open”**

D. Read the advisory notice and click **“Continue”**

E. This is the final step. The dialogue box will tell you the total number of multis, patches, and custom sound sources that will be installed. This is your last chance to stop installation. Clicking **“OK”** will install all the contents. After a short period of time, you will be able to start exploring your new sounds for Omnisphere 2!



With the latest versions of Omnisphere, a new feature is the ability to simply drag and drop a .omnisphere file directly onto an open instance of Omnisphere. This will install the library instantly.

### ARP + BPM (11)

ARP - Ambient Rhythm  
ARP - Atmos Sequence  
ARP - Bells Toll  
ARP - Bouncy Arpeggio  
ARP - Computational Exchange  
ARP - Innervision  
ARP - Machine Worx  
ARP - Night Creatures  
ARP - Phaser Bank  
ARP - Rhythmic Atmosphere  
BPM - Ambeat

### Bells and Vibes (11)

BELL - Atmospheria  
BELL - Atomic Bell Pad  
BELL - Crystal Ship  
BELL - Dirty Vibes  
BELL - Down Time  
BELL - Faded Clarity  
BELL - Fantasy Vibes  
BELL - Glistening Bell Pad  
BELL - Moon Vibes  
BELL - Ringlet  
BELL - Wood Dragon

### Keyboards (17)

KEY - Alien Rhodes  
KEY - Ambient Sine Guitar  
KEY - Diamond Life  
KEY - Distorted Signals  
KEY - Flight  
KEY - Gentle Night  
KEY - Home at Last  
KEY - Innervisions  
KEY - Jupiter's Rings  
KEY - Life In Reverse

KEY - Radio Traffic  
KEY - Returned to the Deep  
KEY - Shores of Orion  
KEY - Soft Spoken  
KEY - Spark Plugs  
KEY - Time Delay  
KEY - Voice of Reason

### Noisescapes (13)

TEX - Catastrophic Engine Failure  
TEX - Connections  
TEX - Crack of Dawn  
TEX - End of Days  
TEX - Into the Ion Storm  
TEX - Liquidity  
TEX - Monolithic  
TEX - Moonfall  
TEX - Off World  
TEX - Orchestria  
TEX - Robotic Intentions  
TEX - Strange Vibes  
TEX - Taiko Blaster

### Pads + Strings (27)

PAD - Alpha Centauri  
PAD - Analogy  
PAD - Angel Waits  
PAD - Bell Textures  
PAD - Call of Peace  
PAD - Dreamer's Delight  
PAD - Epsilon  
PAD - Fading Sunlight  
PAD - Far From Sunlight  
PAD - Futura Strings  
PAD - Garden Green  
PAD - Glittering Lights  
PAD - Instant Atmos  
PAD - Light Show  
PAD - Lost Age  
PAD - Nightfall  
PAD - Particles of Light  
PAD - Plenty of Regret  
PAD - Sci-Fi Love Affair  
PAD - Seti Alpha  
PAD - Smooth Glass  
PAD - Stratos  
PAD - Turbulent Tape  
PAD - Undiscovered  
PAD - Untimely Demise  
PAD - Vocal Lessons

PAD - Warm Rain

### Synth Bass (9)


BASS - Bitter Fruit  
BASS - Cyclotron  
BASS - Drifting Drone  
BASS - Eruptive State  
BASS - Power Play  
BASS - Snappy Bass  
BASS - Sonic Bass  
BASS - Supra-Synth  
BASS - Waverly Place

### Synth Mono (5)

LEAD - Bobbing 4 Space Apples  
LEAD - Destructo Beam  
LEAD - Exciter  
LEAD - Identified Objects  
LEAD - Orbs of Light

### Textures Soundscape (7)

TEX - Calming Seas  
TEX - Marianis Guitar  
TEX - Neutrinos  
TEX - Off Balance  
TEX - Rotational Spin  
TEX - Static Drone  
TEX - Webb Telescope



# Unify Enhanced

Unify is a revolutionary new type of instrument that lets you layer, play, and combine AU, VST, or VST3 plug-ins to create new, inspiring, and outrageously creative sounds. Not only can you load your own plug-ins, but Unify also ships with its own built-in library of virtual instruments and audio effects, making it immediately ready to use right "out of the box".

Latest Unify manual - <https://pluginguru.net/unify/manual/>

This collection includes a special .guru file located in the Unify Install folder of your download. The following visuals show Polar Ice X (available at RMS) but apply to Ancestry.

To install, **FIRST make sure you have properly installed the .omnisphere master collection** - if you do not do this you will get errors with missing sound sources. Once installed, open up Unify (screen shot



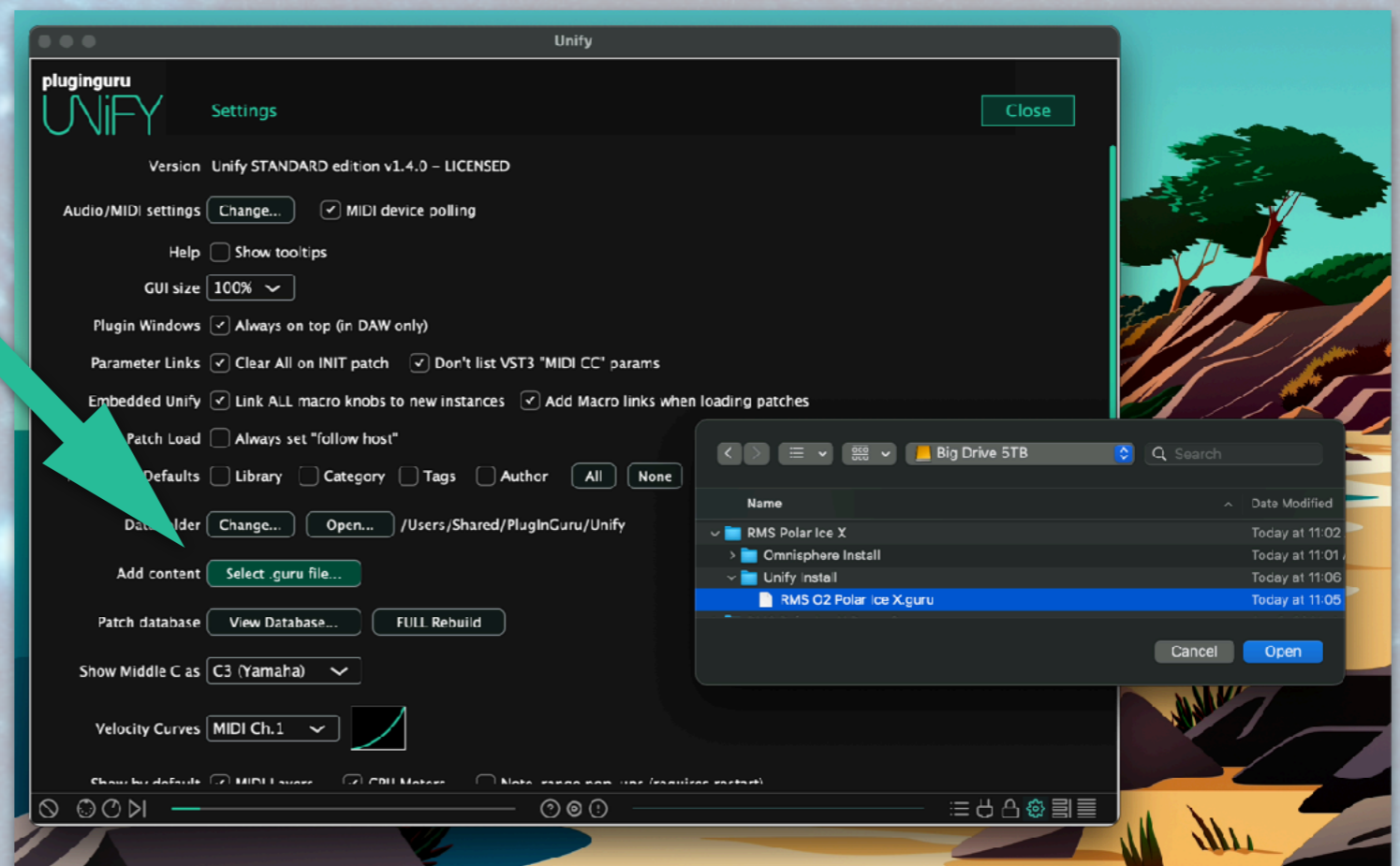
shows standalone version). Click on the gear icon to open up the setup menu

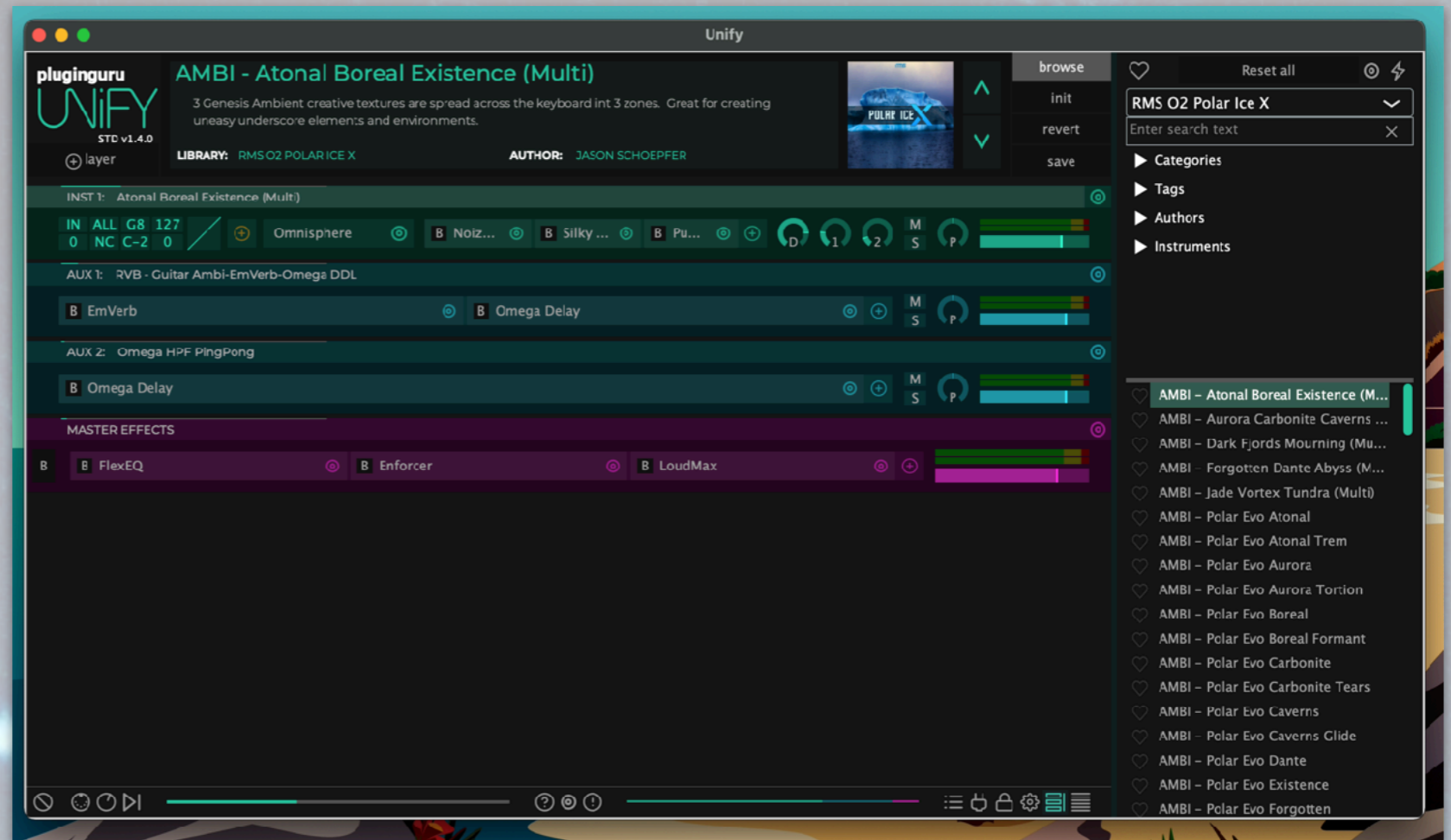
Click on the green "Select .guru file..."

Navigate to the Unify Install folder and select **RMS O2 Atmospheria.guru**

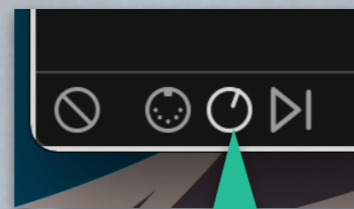
Follow on-screen instructions.

You have now installed the Unified version of your collection and can now easily enjoy every patch found in the standalone Omnisphere version plus additional bonus ARP versions which are very inspiring.





Each sound is mapped to the modwheel. If you click on the Omnisphere instrument box- this will open up Omnisphere.



Clicking on the macro knob icon will open up the macro knob panel - where each patch is mapped to creative FX like distortion, chorus, Pump House, reverb and delay. Explore these knobs as they can transform each sound in new and exciting ways (my personal favourite is Pump House - turn up the Pump Depth knob and enjoy!)



Easily combine patches together by SHIFT-CLICKING on new patches to insert the full Unify patch. It is an endless sonic exploration waiting for you dive in! ENJOY!

The screenshot displays the Unify software interface for a patch titled "zSPLIT - Eastern Settlement". The interface is organized into several sections:

- Header:** "plugginguru UNIFY STD v1.4.0" logo, patch name "zSPLIT - Eastern Settlement", and a description "A fun combination of BPM bass, vox, arp pluck and mnc lead". It also shows "LIBRARY: RMS O2 POLAR ICE X" and "AUTHOR: JASON SCHOEPFER".
- Instrument Tracks:** Five tracks labeled INST 1 through INST 5, each with a name (e.g., "Juno One Oh Oh", "Ukpiik", "AmbiDuro PWM1", "Circular", "Sapphire Ahs") and a set of controls including "IN ALL G8 127" and "0 NC C-2 0".
- Auxiliary Tracks:** Two tracks labeled AUX 1 and AUX 2, with names "R/VB - Guitar Ambi-EmVerb-Omega DDL" and "Omega HPF PingPong" respectively.
- Master Effects:** A section labeled "MASTER EFFECTS" containing "FlexEQ", "Enforcer", and "LoudMax".
- Bottom Panel:** A row of seven circular controls labeled "Filter FC+", "Dist Filter -", "Chorus Depth", "Pump Depth", "Pump Rate", "Unify Reverb", and "Unify DDL FC-".
- Right Panel:** A sidebar with a search bar, "Reset all" button, and a list of patches. The current patch "zSPLIT - Eastern Settlement" is highlighted in the list.



John Louis Kluck embarked on his musical journey in the 5th grade, honking away on a trumpet in Central Wisconsin. But after a brief stint of off-key notes, he switched to drums and percussion, and never looked back. It wasn't until high school that John discovered an electric organ hiding in the back of a practice room and his passion for keyboard playing truly ignited.

Fast forward one year after graduation, John was armed with a new Casio CZ-101 synthesizer, a Tascam cassette 4 track recorder, and a Yamaha RX-5 drum machine, ready to create his own original tracks.

As the 90s rolled on, John upgraded to a Roland JW-50 music workstation, which he used for close to 25 years, but eventually the spark for writing music on it faded.

But the pandemic came, and with it a renewed interest in music for John. Investing in a new midi controller, combined with free software, John dove headfirst into composing and producing ambient, new age, and fusion music. In just 2 years time, he has produced over 90 full-length releases. And his journey in sound design continued with the addition of Spectrasonics Omnisphere 2, where John began to design his own unique sound bank.





LICENSE AGREEMENT:

- I. ALL LICENSES ARE SINGLE-USER LICENSES.
- II. THE CONTENTS OF THIS SOUNDSET IS LICENSED AND NOT SOLD TO YOU.
- III. OWNERSHIP REMAINS WITH ROCKY MOUNTAIN SOUNDS.
- IV. ALL RIGHTS OF THE PRODUCER AND THE OWNER OF THE WORK ARE RESERVED.
- V. UNAUTHORISED DUPLICATION OF ANY DOWNLOAD IS A VIOLATION OF APPLICABLE LAWS.
- VI. YOU MAY NOT DISTRIBUTE, SHARE, SUBLICENSE, LEND, LEASE OR OTHERWISE MAKE THE SOUNDSET CONTENT AVAILABLE TO ANY THIRD PARTY.
- VII. YOU MAY USE THE CONTENT OF THIS SOUNDSET IN YOUR OWN COMMERCIAL AND NON-COMMERCIAL PRODUCTIONS.
- VIII. THE INCLUDED SOUNDSOURCES CANNOT BE USED TO CREATE NEW COMMERCIAL PRESET RELEASES.
- IX. INSTALLING THESE PRODUCTS CONSTITUTES AN AGREEMENT TO THE TERMS



rms

ROCKYMOUNTAINSOUNDS  
[www.rockymountainsounds.com](http://www.rockymountainsounds.com)