



# SUBTERRANEANS

**FOR OMNISPHERE**

SOUNDSET BY JONATHAN BOUGIE-LAUZON





# rms

ROCKY MOUNTAIN SOUNDS

Discover a world of eerie soundscapes and dark atmospheres with "*SUBTERRANEANS*", the latest soundset for Omnisphere 2 by Mistral Unizion Music. Crafted for composers working on suspense, action, and horror soundtracks, this collection brings unsettling textures, haunting tones, and spine-chilling effects to your sonic arsenal. Perfect for building tension and enhancing the mood of mysterious, thrilling, or otherworldly scenes, "*SUBTERRANEANS*" offers a range of creepy, experimental sounds that will elevate any cinematic production into the shadows. Dive deep into the unknown with these otherworldly textures!

# Omnisphere 2 Installation



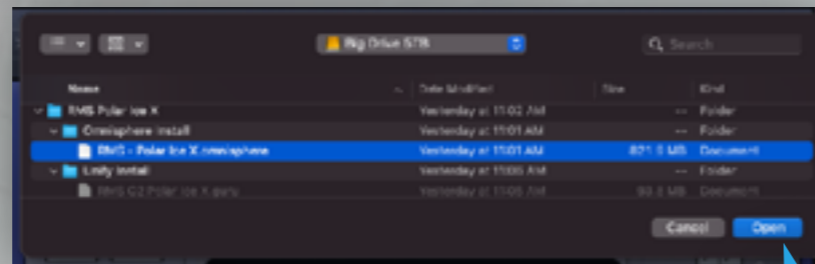
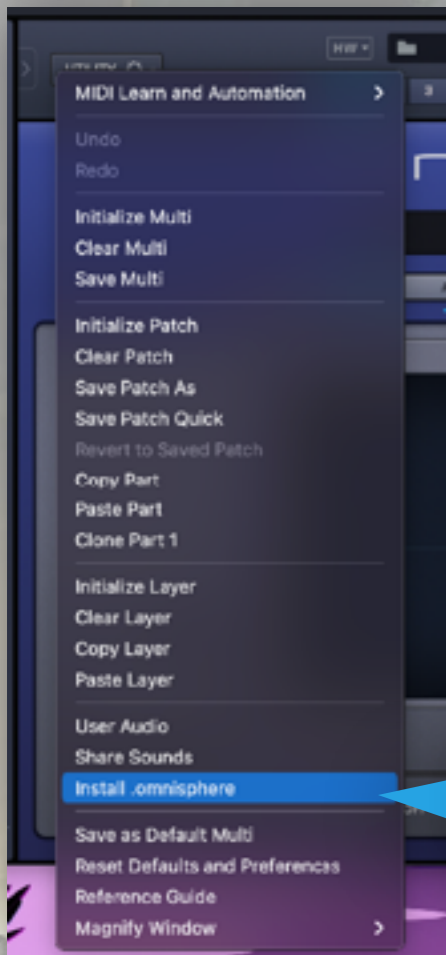
To install Subterraneans for Omnisphere 2, first open up Omnisphere 2 (the standalone version is ideal as it removes any possible issues a DAW or host may add). \*Screenshots show Polar Ice X (also available from RMS). Select the **“UTILITY”** button on the interface as shown.

A. Scroll down and select **“Install .omnisphere”**

B. Navigate to the unzipped download folder, select the Omnisphere Install folder, then select either **“MUM - Subterraneans.omnisphere”** and click **“Open”**

C. Read the advisory notice and click **“Continue”**

D. This is the final step. The dialogue box will tell you the total number of multis, patches, and custom sound sources that will be installed. This is your last chance to stop installation. Clicking **“OK”** will install all the contents. After a short period of time, you will be able to start exploring your new sounds for Omnisphere 2!



With the latest versions of Omnisphere, a new feature is the ability to simply drag and drop a .omnisphere file directly onto an open instance of Omnisphere. This will install the library instantly.

### ARP + BPM (43)

ARP - Embedded Fury  
ARP - In The Tunnel  
BASSLINE - Crazy Eddy  
BASSLINE - Edgy  
BASSLINE - Escaping Alcatraz  
BASSLINE - Get Out!  
BASSLINE - Grinding Time 1  
BASSLINE - Grinding Time 2  
BASSLINE - Grinding Zone  
BASSLINE - Grunty Granny  
BASSLINE - Pounding  
BASSLINE - Run like Hell  
BASSLINE - Squishem Wishem Goodbye  
BASSLINE - Submarine 1  
BASSLINE - Submarine 2  
BASSLINE - Submarine 3  
BASSLINE - Suspense Time 1  
BASSLINE - Suspense Time 2  
PULSE - Ancient Underground Ruins  
PULSE - Convulsions  
PULSE - Distorted Madness 1  
PULSE - Distorted Madness 2  
PULSE - Getting In Was The Easy Part  
PULSE - Underground Piping  
PULSE - Violent Squad  
SEQ - Action Seq 1  
SEQ - Action Seq 2  
SEQ - Action Seq 3  
SEQ - Action Seq 4  
SEQ - Alarm  
SEQ - Animalistic  
SEQ - Desolate Lands  
SEQ - Electrified  
SEQ - Esoteric Bass  
SEQ - Impact Cello  
SEQ - LSD in Horror House  
SEQ - Melodic Outro  
SEQ - Mysterious Thoughts 1  
SEQ - Mysterious Thoughts 2  
SEQ - Percussive Growling

SEQ - Pounding Hard 1  
SEQ - Pounding Hard 2  
SEQ - Wild

### Distortion (4)

BASS - Screeching Monster  
FX - Low Growl Impact  
FX - Release The Beast  
PULSE - Gritty Impulses

### Electronic Mayhem (5)

FX - Interferences  
HIT - Deranged Monster  
HIT - Ominous Impact  
PULSE - Sinking Down  
SOUNDSCAPE - Rumbling Low

### Hits and Bits (1)

HIT - Trash Hole

### Keyboards (7)

KEY - Dark Piano  
KEY - Desolate Keys  
KEY - Did You Saw It  
KEY - Guitaristic Zone  
KEY - LSD Keys  
KEY - Lunatic  
KEY - Weird Hammond

### Noisescapes (1)

TEXTURE - Moaning Animal

### Percussive Organic (2)

PERC - Underground Ritual 1  
PERC - Underground Ritual 2

### Synth Bass (7)

BASS - Doomsday  
BASS - Electrified Fields  
BASS - Grudge  
BASS - Last of Us  
BASS - Mysterious Paths  
BASS - Waspy Raspy  
FX - Dragon's Growl

### Synth Mono (3)

LEAD - Alienated  
LEAD - Silver Sword  
LEAD - Sworn Away

### Textures Playable (14)


TEXTURE - Aliens Talking  
TEXTURE - Crackling Glass  
TEXTURE - Dark Grunt  
TEXTURE - Deep Shout  
TEXTURE - Down The Hole and Back  
TEXTURE - Flying Thunder 1  
TEXTURE - Flying Thunder 2  
TEXTURE - Lost Communication  
TEXTURE - Lost In The Dark  
TEXTURE - Observed From Above  
TEXTURE - Tunnel Anomaly  
VOCALS - Attack  
VOCALS - Cavernous Yell  
VOCALS - Dark Places

### Textures Soundscapes (11)

SOUNDSCAPE - Apocalypse  
SOUNDSCAPE - Buzzing Industrials  
SOUNDSCAPE - Creeping Death  
SOUNDSCAPE - Damaged Pipes  
SOUNDSCAPE - Dragon's Growl  
SOUNDSCAPE - Dusty Winds  
SOUNDSCAPE - Ghosts in Old Mine Shaft  
SOUNDSCAPE - Radioactive Tunnel  
SOUNDSCAPE - Run Out of There  
SOUNDSCAPE - Total Creeps  
TEXTURE - It's Coming

### Transition Effects (2)

FX - Breathers 1  
FX - Breathers 2



## Unify Enhanced

Unify is a revolutionary new type of instrument that lets you layer, play, and combine AU, VST, or VST3 plug-ins to create new, inspiring, and outrageously creative sounds. Not only can you load your own plug-ins, but Unify also ships with its own built-in library of virtual instruments and audio effects, making it immediately ready to use right "out of the box".

Latest Unify manual - <https://pluginguru.net/unify/manual/>

This collection includes a special .guru file located in the Unify Install folder of your download. The following visuals show Polar Ice X (available at RMS) but apply to Subterraneans.

To install, **FIRST make sure you have properly installed the .omnisphere master collection** - if you do not do this you will get errors with missing sound sources. Once installed, open up Unify (screen shot



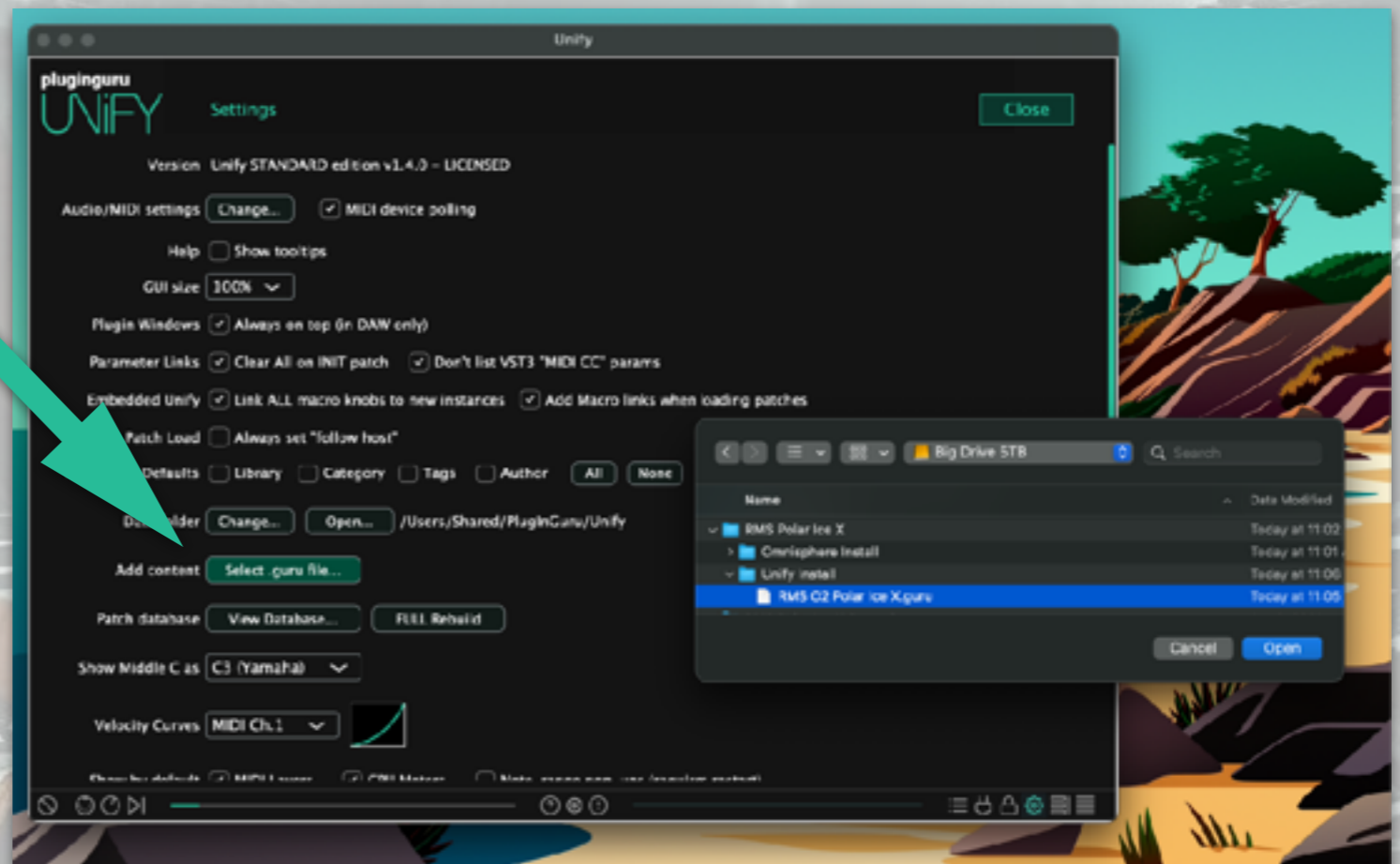
shows standalone version). Click on the gear icon to open up the setup menu

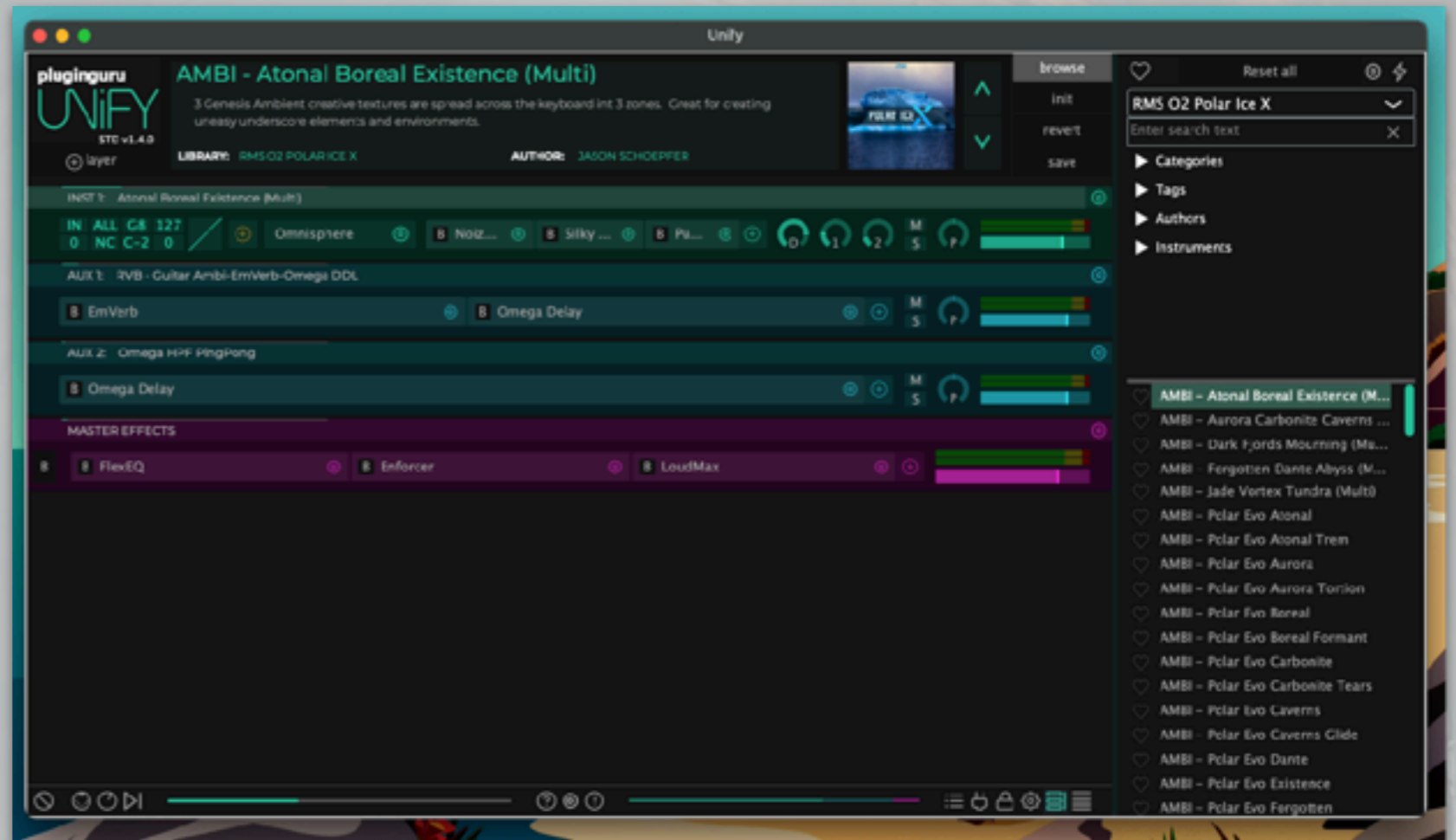
Click on the green "Select .guru file..."

Navigate to the Unify Install folder and select **MUM O2 Subterraneans.guru**

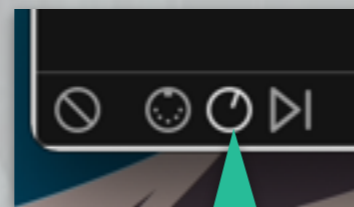
Follow on-screen instructions.

You have now installed the Unified version of your collection and can now easily enjoy every patch found in the standalone Omnisphere version.





Each sound is mapped to the modwheel. If you click on the Omnisphere instrument box- this will open up Omnisphere.



Clicking on the macro knob icon will open up the macro knob panel - where each patch is mapped to creative FX like distortion, chorus, Pump House, reverb and delay. Explore these knobs as they can transform each sound in new and exciting ways (my personal favourite is Pump House - turn up the Pump Depth knob and enjoy!)



Easily combine patches together by SHIFT-CLICKING on new patches to insert the full Unify patch. It is an endless sonic exploration waiting for you dive in! ENJOY!



## LICENSE AGREEMENT:

- I. ALL LICENSES ARE SINGLE-USER LICENSES.
- II. THE CONTENTS OF THIS SOUNDSET IS LICENSED AND NOT SOLD TO YOU.
- III. OWNERSHIP REMAINS WITH ROCKY MOUNTAIN SOUNDS.
- IV. ALL RIGHTS OF THE PRODUCER AND THE OWNER OF THE WORK ARE RESERVED.
- V. UNAUTHORISED DUPLICATION OF ANY DOWNLOAD IS A VIOLATION OF APPLICABLE LAWS.
- VI. YOU MAY NOT DISTRIBUTE, SHARE, SUBLICENSE, LEND, LEASE OR OTHERWISE MAKE THE SOUNDSET CONTENT AVAILABLE TO ANY THIRD PARTY.
- VII. YOU MAY USE THE CONTENT OF THIS SOUNDSET IN YOUR OWN COMMERCIAL AND NON-COMMERCIAL PRODUCTIONS.
- VIII. THE INCLUDED SOUNDSOURCES CANNOT BE USED TO CREATE NEW COMMERCIAL PRESET RELEASES.
- IX. INSTALLING THESE PRODUCTS CONSTITUTES AN AGREEMENT TO THE TERMS.



The background image is a composite of two scenes. The upper portion shows a stone bridge with multiple arches spanning a deep, rocky gorge. The sky is overcast and grey. The lower portion shows a close-up of a tunnel entrance, which is illuminated from within, casting a warm, golden glow. The tunnel's interior is lined with stone and has a series of horizontal ribs. The foreground is filled with dark, jagged rocks and a stream of water that reflects the light from the tunnel.

**rms**

ROCKY MOUNTAIN SOUNDS

[www.rockymountainsounds.com](http://www.rockymountainsounds.com)